

BLACKBERRY RADAR H2M / H2M IS INSTALLATION TEMPLATE
PRINT 1:1 SCALE ON LEGAL 8.5x14" PAPER

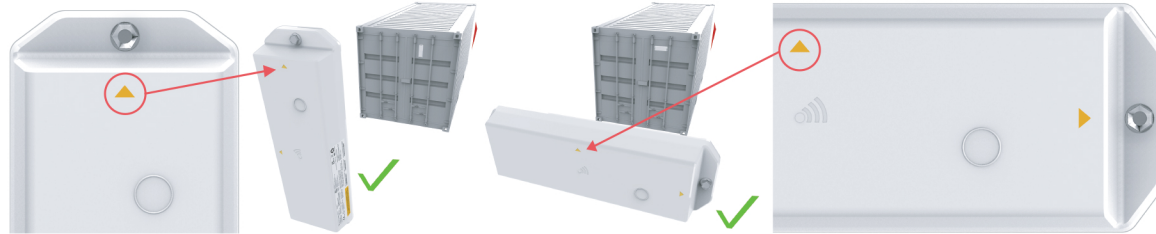

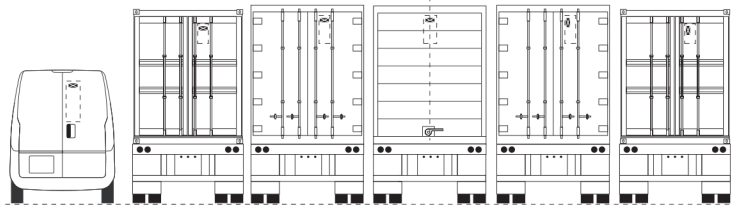
DRILL TEMPLATE

GUIDE DE PERÇAGE
 PLANTILLA DE PERFORADO
 BOHRRSCHABLONE

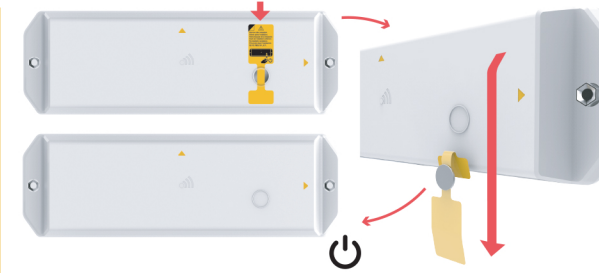
BOORSJABLOON
 MODELLO DI FORATURA
 ドリル テンプレート



docs.radar.blackberry.com



Remove after installation.
Retirer après l'installation.
Retire después de la instalación.
Nach der Installation entfernen.
Na installatie verwijderen.
Rimuovere dopo l'installazione.
取り付け後取り外します。



Installation Orientation
Orientation de l'installation
Guía de instalación
Montageausrichtung

Oriëntatie van de installatie
Orientamento dell'installazione
設置方向

© 2023 BlackBerry. All rights reserved. BlackBerry and related trademarks, names and logos are the property of BlackBerry Limited and are registered and/or used in the U.S. and countries around the world. MAT-63732-001_REV 1